



March 2015

VOLUME 42, NO. 3

[www.cowtownvettes.org](http://www.cowtownvettes.org)




# the **LOW-DOWN** from **COWTOWN**



Official  
Publication of

*Racing, Showing and Cruising around Fort Worth since 1974*





CTV Officers 2015

DONALD HICKMAN: *President*  
donaldbickman@sbcglobal.net

JO ANNE SMITH: *Vice President*  
josmith619@gmail.com

MICHELLE AGGAS: *Secretary*  
mlaggas@gmail.com

RALEY SMITH: *Treasurer*  
rsmith1203@att.net

GLENDA McMAHAN: *NCCC Governor*  
glenda-gm@att.net

DOUG McMAHAN: *Webmaster*  
macsvettes@gmail.com  
www.cowtownvettes.org

PAUL JACKSON: *Newsletter Editor*  
CTV\_Newsletter@yahoogroups.com

CTV Board Members

SCOTT WHEELER  
*Board Member (Term 13/15)*  
wheelfs@gmail.com

DON WELLS  
*Board Member (Term 5)*  
dfw73vette@att.net

DAVID GILL  
*IPP (Term 15/16)*  
dogill80@sbcglobal.net

JIM FORSYTHE  
*Board Member (Term 15/16)*  
carnut817@yahoo.com

ROBERT GEYER  
*Jr. Board Member (Term 15/16)*  
geyerdrill@aol.com

PRESIDENT'S REPORT



CTV Members and guests,

We held the February membership meeting at Spring Creek BBQ. While I appreciate

the effort Spring Creek made to accommodate us, the room was just too small. On 2/18/2015 the CTV Board held its meeting in the Cowtown Underground at the Cowtown Bowling Palace. The room is 3-4 times as large as Spring Creek and Manager Mike Velasco has agreed that we can hold our monthly membership meetings at this location. Not only will they give us the room free but they will set up a bar in the corner. The room will seat 150 and has a sound system. Unfortunately we will need the sound system to overcome the noise of the bowling upstairs.

Our **March 6th** membership meeting will be held there, **see below for details.**

Parking may get a little thin after about 8:00pm, however there is additional parking in the out-of-business restaurant next door. Just maybe this will be the location we are looking for to hold our monthly meetings.

We still have no one to chair the Car Show committee. This is an important position within CTV and we need a member to take on this responsibility.

Cowtown offers a variety of activities for its members and the more you participate the more you will enjoy the club and other members. It is our members that make Cowtown a great club.

**SAVE THE WAVE!**

*Donald Hickman*  
President  
donaldbickman@sbcglobal.net

Membership Meeting Location


**"Cowtown Underground"**

@ [Cowtown Bowling Palace](#)



4333 River Oaks Blvd.

Fort Worth, TX 76114

(817) 624-2151






March 2015 NAT'L PEANUT MONTH

Sunday	Monday	Tuesday	Wednesday	Thursday	Friday	Saturday 7th
 1	<b>Read Across America Day</b> 2	3	4	5	<b>Cowtown 101 7:00 pm *Membership Meeting - 7:30 pm</b> 6	Witherspoon Distillery Tour 3pm ..... <b>NCCC SW Region Awards Banquet Frisco, TX</b>
<b>SWR Governor's Meeting</b> 8	9	10	11	12	<b>Ear Muff Day</b> 13	<b>Practice Autocross in Mineral Wells</b> 14
15	16	 17	-----18 <b>Board Meeting LOW-DOWN DEADLINE</b> -----	19	20	<b>NCCC/SWR Fundraiser LS Autocross in TBA</b> 21
<b>NCCC/SWR Fundraiser LS Autocross in TBA</b> 22	23	<b>National Chocolate Covered Raisin Day</b> 24	25	26	27	<b>Saturday 28th *Cowtown Goes Bowling @ City Lanes</b> 28
<b>NCCC - CMCT; High Speed Time Trials at TWS</b> 29	30	<b>Bunsen Burner Day</b> 31				<b>NCCC - CMCT; High Speed Time Trials at TWS</b>

*Bold italic type denotes CTV events*

*\* Denotes required attendance and participation for 100%er Award eligibility*

April 2015 NAT'L WELDING MONTH

Sunday	Monday	Tuesday	Wednesday	Thursday	Friday	Saturday
			 1	Maundy Thursday 2	<b>Good Friday</b> 3	4
 5	<b>Cowtown's Official 41st Anniv. Day</b> 6	7	8	<b>NCCC West Coast Regional Convention in Las Vegas Thurs thru Saturday</b> 9	CTV Members working Security @ TMS 10th & 11th 10	<b>NCCC - CTCC / MCCC Events; LS Autocross in Waco</b> 11
<b>SUNDAY 12th Kidney Walk</b> 12	<b>NCCC - CTCC / MCCC Events; LS Autocross in Waco</b> 13	14	-----15 <b>Board Meeting LOW-DOWN DEADLINE</b> -----	16	<b>Blah, Blah, Blah Day</b> 17	<b>*NCCC - CTV/CTC Events; LS Autocross at Mineral Wells</b> 18
<b>NCCC - CTV/CTC Events; LS Autocross at Mineral Wells</b> 19	20	21	<b>Big Bend Open Road Race Wed - Sat</b> 22	<b>NCM Bash Thurs - Sat</b> 23	<b>Pig in a Blanket Day</b> 24	<b>Saturday 25th NCCC National Committee and Governor Mtgs</b> 25
26	27	28	29	30		
<b>SUNDAY 26th - 6th Annual Vines &amp; Vettes Car Show @ Lost Oak Winery, Burleson</b>						
<b>Sun 26 - Tues 28th - NCM / MIM Tail of Dragon</b>						

*Bold italic type denotes CTV events*

*\* Denotes required attendance and participation for 100%er Award eligibility*





## CTV Committees 2015

### AUDIT

Kim West: Chairperson  
kdcwest@sbcglobal.net

### CAR SHOW

tba: Chairperson

### CHARITIES

Jane Buehler: Chairperson  
buehler8721@gmail.com  
Cory Armes: Co-Chairperson

### CTV CRUISER

Carlanne Hickman: Chairperson  
chickma101@sbcglobal.net

### EQUIPMENT

Robert Geyer: Chairperson  
geyerdrill@aol.com

### LOGO MERCHANDISE

Karen Watson: Chairperson  
rickandkaren@mindspring.com

### MEMBERSHIP/WELCOME

Becky Clark: Chairperson  
dcbc5356@charter.net

### CTV HISTORIAN

Mary Pittman: Chairperson  
marypittman@hotmail.com

## MEMBERSHIP REPORT

### NEW MEMBERS

Jerry & Phyllis Crim  
2015 Sting Ray

*Becky Clark*  
Membership / Welcome Chairperson  
[ctv-membership@yahoo.com](mailto:ctv-membership@yahoo.com)



## CELEBRATIONS

03/03 - Jason Blocker  
03/05 - Linda Lummus  
03/06 - Manda Gorman  
03/07 - Joe Rosales  
03/09 - Norman Walker  
03/11 - Lou Kirby  
03/13 - Lance Vickers  
03/14 - Bruce Lewis  
03/15 - Donna Rosett  
03/16 - Dollie Hunley  
03/17 - Jack Gandy  
03/18 - Donald Rankin  
03/28 - Rachel Toombs



03/03 - Ronnie & Connie Mccrary  
03/03 - Norman & Ann Walker  
03/05 - Larry & Kaye Schaapveld  
03/10 - Joe & Anna Rosales  
03/15 - Donald & Carlanne Hickman  
03/16 - John & Cory Armes  
03/30 - Kerry & Alaine King

## MARDI-GRAS PARTY

February 21st 2015



at  
**BOO RAY'S**  
**FORT WORTH**



and there's  
more.....



## VICE PRESIDENT REPORT



### Saturday, March 7 - [Distillery Tour & Tasting](#)

We will have a bonus "Just for Fun" event on March 7 - it is NOT a 100%er event. It will be a tour and tasting at the Witherspoon Distillery in Lewisville. We will go as a group to the 3PM tour. The tour is about 45 minutes followed by a tasting of their 2 whiskeys and 2 rums as well as rum cake. The cost is \$10 per person. No one under 21 is allowed and you must show ID, so you cannot bring along your kids or grandkids.

**Now this is important:** Each person needs to log on to the Distillery website and make a reservation for the tour. This is a public tour and they only take 36 per tour. At the time I am writing this, there are only 5 spots left on the 3:00 tour. Go to the website and click on TOURS. Make sure you put in the correct date, Mar 7, the number of people you are registering, and select the 3PM tour.

### \* Saturday, March 28 - [Cowtown Goes Bowling - 7-9 PM](#)

This will be the 100%er for March. Cowtown Vettes will go to Cityview Lanes. The address is **6601 Oakmont Boulevard, Fort Worth, TX 76132**. We will meet around 6:45 PM. For \$11 you will get 2 hours of bowling. The price includes shoe rental. The bar and snack bar will be open, and for those who aren't bowling, you are welcome to come watch and cheer others on for no charge and enjoy the bar and snack bar. There are a few pool tables, an air hockey table and some arcade games as well. We will have signup sheets at the March membership meeting and you will need to pay in advance in order to reserve your place.

### Upcoming Events for April:

- Sunday, April 12 - Corvettes for NKF
- \*Saturday, April 18 - CTV/CCT Autocross in Mineral Wells - 100%er for April
- Saturday, April 25 - Corvettes Racing for the Cure - Susan G. Komen Race
- Sunday, April 26 - Vines & Vettes Car Show/Music event at Lost Oak Winery

See website for details: <http://cowtownvettes.org/bp/CAL04.html>

*Jo Anne Smith*  
2015 Vice President  
[josmith619@gmail.com](mailto:josmith619@gmail.com)




## CTV Committees 2015

### MID-AMERICA

James West: Chairperson  
[jnk69vette@sbcglobal.net](mailto:jnk69vette@sbcglobal.net)

### NCCC EVENTS

Doug McMahan: Chairperson  
[macsvettes@att.net](mailto:macsvettes@att.net)  
Donald Hickman: Co-Chairperson  
[donalddlhickman@sbcglobal.net](mailto:donalddlhickman@sbcglobal.net)

### NATIONAL CORVETTE MUSEUM

James Blase: Ambassador  
[jamespblase@yahoo.com](mailto:jamespblase@yahoo.com)

### NEWSLETTER

Paul Jackson: Chairperson  
[CTV\\_Newsletter@yahoo.com](mailto:CTV_Newsletter@yahoo.com)

### NEWSLETTER DISTRIBUTION

Cydnie Geyer: Chairperson  
Robert Geyer: Co-Chairperson  
[geyerdrill@aol.com](mailto:geyerdrill@aol.com)

### PARLIAMENTARIAN

Barb Greenfeder: Chairperson  
[barbsc6@sbcglobal.net](mailto:barbsc6@sbcglobal.net)

### SOCIALS

Jo Anne Smith: Chairman  
[josmith619@gmail.com](mailto:josmith619@gmail.com)  
Gwynne Hanna: Co-Chairperson

### TEXAS MOTOR SPEEDWAY

Rick Garabedian: Chairperson  
[rgarab1@yahoo.com](mailto:rgarab1@yahoo.com)  
Scott Wheeler: Co-Chairperson

### TIMING

Becky Clark: Chairperson  
[dcbc5356@charter.net](mailto:dcbc5356@charter.net)



## COWTOWN CRUISER



I hope you have decided to participate in the 2015 Cowtown Cruiser Program (CCP). Now that you have the tools to get started it's not too late to begin. To maximize your points for each eligible location try to capture places that have historical markers naming that location or try to get as many out of state locations as possible. Be aware that you must actually be in the location named on the marker to receive credit. If other cities or counties are mentioned in the marker you must go to those locations to receive credit. Out of state locations with historical markers earn the most points.

The best way to photograph cities is to locate the post office. These sites will have the name of the city as well as the state clearly marked on the building. There usually is room to SAFELY park your Corvette and take your photo of you, your car, and the location identifier. When taking the photo it is not necessary to have the entire Corvette in the picture. You do need enough of it to identify it as your Corvette or a Corvette in your group. It cannot be a photo of a Corvette on a trailer.

I am currently in the process of finalizing plans for the Tail of the Lizard Cruise to Mississippi. We will leave early Thursday morning on May 28 and arrive in Natchez, MS that evening. A group dinner is planned at either the Magnolia Grill or The Camp which are down by the river. Friday morning we drive to Monticello to pick up MS Hwy 587 (The Tail of the Lizard) and will drive it North to South. Following lunch at the Dinner Bell in McComb, MS we will return to drive

Hwy 587 from South to North if enough want to switch drivers. Returning to Natchez we will have dinner at Magnolia Hall Plantation (minimum 20 people) consisting of chicken entrée (\$37) or beef entrée (\$40). Saturday morning we leave Natchez and drive the Natchez Trace Parkway arriving in Vicksburg, MS with several stops along the Trace. Lunch and dinner are not planned yet. We should arrive in time to tour the battlefield for those that are interested. We leave for home on Sunday morning with an early lunch at Duck Diner in Monroe, LA.

Nine cars have already signed on for the cruise and I would like to have at least 10 to 12 cars. If you are interested in going please let me know at the meeting in March or you can send me an email at [chickma101@sbcglobal.net](mailto:chickma101@sbcglobal.net).

If you would like to sponsor a cruise (you get points for doing that!!!) please let me know. I can help you plan a route and offer tips on planning a successful cruise.

While you're out and about in your Corvette don't forget to capture your car in unique or interesting places. These photos will compete in the Cruise Photo Contest. You do not need to be participating in the Cruiser Program to enter a photo showing "What I Saw Along the Way".

**Happy Cruising!!!**

*Carlanne Hickman*  
2015 Cruiser Chairperson  
[chickma101@sbcglobal.net](mailto:chickma101@sbcglobal.net)



**Party**



## WEBMASTER REPORT



2015 is kicking off with a big bang. There have been numerous activities already this year and if you check the website calendars they are packed with lots of Corvette fun; regardless of your passion. We have posted the remaining 2014 NCCC Award presentations which was at the January Meeting, along with the Super Bowl Party. By the time you read this, photos from the Mardi Gras party will be posted for your enjoyment; ones that can be public anyway. Many thanks to Raley & Jo Anne Smith and Mary Pittman for the photos at the SB Party; keep your cameras handy – we can always use more photos.

If you are needing information and maps for upcoming events, we do try to post as much information as the chairperson provides about an event. Typically, you will also find maps to the locations. For our next membership meeting at Cowtown Bowling, you will find a map link on our website along with a street view link – to help you identify it. That one won't be too hard since the big sign states Cowtown Bowling however, when you map the address it shows you a closed restaurant

I am still seeking volunteers for the Social Media Committee to assist in promoting Cowtown thru social media, primarily Facebook, not to mention helping to proof the website. This activity entails more than just activity on smartphones or tablets; it will require some computer

activity – if you have any questions around it, please contact me.

The webmaster currently maintains a couple-of-dozen email distribution lists for various functions beyond the all member list (CTV-ALL) and the officer list (CTV-EO); some of these will be transitioning to the appropriate Chairpersons. If you have questions around the distribution lists, getting yourself added to any specific one, etc. then please get in touch with me. If you change your email address, mailing address, your Vettes, etc., please let membership know so that your information can be updated. If by chance you are not receiving the CTV-All emails then your correct email address must not be in the system; contact us. Send all email and address updates to: [ctv-membership@yahoogroups.com](mailto:ctv-membership@yahoogroups.com). When you are added to a list, you will receive an email asking you to confirm and join – you MUST accept this in order to be added to the list and you won't receive club emails; ; the invite will eventually time-out as well.

Please don't hesitate to shout if you have suggestions, questions or comments about your Club's website and/or Facebook account. Likewise if you find any pages that have issues or if there is something you would like to see or things you dislike; after all this is your website and I am only the caretaker of YOUR website.

*Doug McMahan*  
2014 CTV Webmaster  
[macsvettes@gmail.com](mailto:macsvettes@gmail.com)

at **PAPPA'S BURGERS, FORT WORTH**





## How-To Replace Front Spring and Lower the Front of Your C4

Tools will need

- Lug Wrench
- Torque Wrench
- Good Floor Jack
- Heavy-Duty Jack Stands
- various wood scraps
- Ball Joint Puller – check w/O'Reilly's if you don't have one
- Pry Bar or Large Screwdriver
- Rags / Paper Towels
- Brake Part Cleaning Fluid
- Needle Nose Pliers
- Metric & US Socket Set – Impact Wrench is helpful
- Some say Weather-strip Cement – I preferred Marine Epoxy
- Utility Knife an/or Dremel (for removing spring pivots)
- Duct Tape
- Hacksaw with Coarse Blade
- Two-Part Marine Epoxy
- [Complete C4 Lowering Kit \(12 pieces\)](#)
- [Front Spring Retainer / Mount Upgrade](#) (only needed for 84-87 Corvettes)



The Front Procedure will take between 3 and 4 hours to complete; depending on the adhesive and drying time.

Your C4 will need to be lifted in stages to get it high enough for this procedure. But before we start jacking, a few common sense items; place the car in park and set the parking brake. For safety we block the rear tires. I installed a front spring which is stiffer than the base factory spring, therefore it is less curved; requiring the C4 had to be jacked higher. Before you start lifting the C4, break the front lug nuts loose. I personally would open the hood since it will be more difficult once the car up on stands. .

Start by placing a 1x4 piece of wood on your floor jack pad (to protect the spring channel), centering the jack with the frame. When you have almost reached your jack's maximum lift, set the jack stands in place. I typically locate them inboard of the factory jacking points, where the folded metal frame curves inward away from the rocker panel. Be sure to avoid kinking the nearby brake lines, parking brake cable, and fuel lines. Lower the car onto the jack stands, add a 4x4 or extra 2x4s onto the floor jack so you can raise your C4 up higher, then raise the jack stands and set the C4 back down on them. If you don't have tall enough jack stands, you can place them on wide-sturdy wood blocks to obtain the necessary height. Go ahead and remove both wheels once you have the C4 in the air

Now for the really dirty work; start by disconnecting the sway bar from the lower control arm on both sides and rotate it up and out of the way; if you remove the connector bracket you don't even have to loosen all those brackets to rotate it. On later model C4's with ABS, go ahead and unbolt the sensor at this time.



Place your floor jack under the lower control arm, parallel to the spring so we can start removing the suspension; not perpendicular as show in the photo to the left. Note that there is Zerk grease fitting on the lower ball joint on the lower control arm. I would suggest using another piece of wood to protect the soft aluminum control arm. Raise the jack until the shock begins to move; then unbolt it using a 13mm socket. I removed the cotter pin and metric castle nut from both the steering tie rod and the upper ball joint using a 21mm socket. Use the ball joint puller to remove the steering tie rod and upper ball joint. Swing the knuckle assembly out of the way and support it. Be sure to watch your brake lines, making sure you aren't damaging them; they typically are NOT long enough to extend all the way down.

Next, lower the floor jack slowly because the spring still holds a massive amount of stored energy. If the jack isn't placed parallel to the spring, it will side load the jack as it lowers, potentially damaging the jack while toppling it over and/or spitting the jack out at you – and DON'T GET IN A HURRY! When you have lowered your jack all the

way down, the spring should then be unloaded. You may need a prying tool to pop the end of the spring out of the control arm. Now, repeat all this on the other side.

Next, remove the metric spring retainer nuts with a 15mm socket; 2 on each side. The bolt may spin, and it's virtually impossible to get to it. This is where an impact wrench would come in handy or small hands to reach up and hold the top of the bolt. Set the retainers aside as they may need to be modified; discussed later. If performing this on the earlier Corvettes, they have 1/4" thick aluminum spacer plate that will come out with the spring. These should be discarded



for the maximum lowering effect. Next, remove the spring protectors with a 1/2" socket which will help in getting the springs out – there are 4 bolts on each one.



Before attempting to slide the spring out, cover the ball joints with some old rags, old socks or something. This is because you will have to really wrestle the spring out of the frame. Try working it back and forth, and twisting it a little at the same time. If all else fails, you can remove one of the lower control arms. The old rubber might even fall out.



Now for the new spring work which had performed prior to taking the C4 apart. If you are only lowering your C4, then the following steps have to be done after disassembly. To lower it, it will be necessary to cut the rubber down to the surface of the spring. Since I already had the longer rear bolts for our C4 to

lower it, I opted to cut down the stock rubber/steel perches by cutting them off the spring. This also allowed me to retain the steel top plate for better and firmer spring positioning. I started with the hacksaw close to the spring; after wrapping the spring with duct tape for protection. You will get your work-out cutting the rubber and make sure your blade is tight or it won't be a smooth cut. The spring is composite and any damage will weaken it and expose the fibers to water and debris. Now to finish removing the rubber from the spring and surfacing the part that was going to be re-used. My choice was to use a slow belt sander with 50-grit belt which cut the rubber nicely however; again, be careful not to gouge the spring. I also used the belt sander to level out the cut-off side of the rubber perch so that it would have a good level surface to glue back to the spring.



Regardless which way you go here, you will need to either glue the new spring wedges or in my case the trimmed factory rubber back to the spring. They recommended using the 3M weather-strip cement however after reading some war stories, I opted to use two-part marine epoxy.

Tape or clamp the rubber perches (or factory trimmed plates) to the spring to ensure proper adhesion and let set. Waiting for the adhesive to dry is the longest part of the installation; if you didn't pre-build your lowered spring why not clean up all those nice aluminum suspension pieces while you wait. It would be a good time to paint your rotor caps and calipers if you'd like. I went ahead and changed out the ball joints while I was this far; then lubricated all the bushings.



Since the aftermarket wedges are lower profile than the factory pivots, the spring will be located closer to the top of the spring channel, which is the load carrying surface. The difference in height is approximately 1/2 inch (including the aluminum spacer plate.) When using Mid America's wedges, they do recommend swapping out the stamped steel spring retainers (early C4s) for the late-model aluminum styles ones. The Mid America part number is 602714, and they retail for \$69.99 as of this writing. If you do not upgrade the brackets the spring will move around and will tear the wedges loose and destroy them. If you don't want to purchase the upgrade brackets, you can trim the steel ones to the proper height.

Finally ready to get this spring installed, so you start by inserting it back into the frame channel with the rubber perches still taped up, to prevent them from coming dislodged (especially if you don't wait for total cure time). Once in place, you can push the spring out slightly to either side enough to remove the tape.

There are depressions in the load bearing surface of the frame where the wedges seat against; make sure you position the wedges in this depression. Some may ask, "wouldn't it be lower if there were no wedges at all?" however, it is essential that wedges be at least 1/4" tall. If not, the spring will be in contact the metal frame which will cause damage to the spring which will alter the spring rate and the spring's designed function and purpose. The pivot points of the spring are essential in establishing the spring rate, and their location determines the spring's anti-sway ability.

The remaining assembly is simply the reverse of disassembly – have fun!

Doug





## CHARITY UPDATE

Thanks for approving the 2015 Charity budget at the February meeting. We will be supporting the following organizations this year with our time and/or money or both:

**TARRANT AREA FOOD BANK**

**CookChildren's**



National Kidney Foundation™



**Habitat**  
for Humanity™



**American Heart Association**

Life is why™

The NKF Fort Worth Walk is just around the corner on Sunday, April 12th at Trinity Park. Registration starts at 8:00 a.m. and the walk starts at 9:00 a.m. Look for details on our team registration soon!

We're also scheduled to volunteer at the food bank on June 9th and November 10th, both starting at 6:00 p.m. The TAFB has many opportunities for individuals to volunteer. Their site is new and improved with online registration for volunteer activities. Take a look at [www.tafb.org](http://www.tafb.org) under Volunteer Registration. You may find another activity you'll want to volunteer for.

***Thanks to all for your support to our charity efforts!  
We do make a difference!***

*Jane Buehler*  
Charities Chairperson

## NCCC EVENTS



The 2015 Southwest Region NCCC season will start with our [Practice Autocross](#) at on Saturday, March 14th at the Mineral Wells Heliport. There will not be any organized lunch so we would suggest that you bring a picnic lunch.

A practice autocross provides two things 1) a chance to experience your Corvette in a safe, controlled environment and 2) a chance for you to try out some of the various worker positions to learn what functions are required to host an autocross. Some of us never would have tried autocross if it had not been for the club's Practice Autocross. Our drivers / workers meeting will be at 9:00 and we will start the fun immediately thereafter. The cost to participate is \$15.00 for CTV members and \$20.00 for non-CTV members. We will run until everyone has had their limit of autocross fun or 3:00 PM, whichever happens first.

There are several functional chairperson positions for our 2015 NCCC events which we are still seeking volunteers. We will gladly welcome and show you what is needed for any of them so don't hesitate to step up and get involved. The link for each event below takes you to an information page for each event where you will find a section labeled "Functional Chairpersons" and any that list TBD are available opportunities.



### Dates to Mark on Your Calendar:

- **April 18<sup>th</sup> & 19<sup>th</sup>** we will have our [Auto-cross Scramble](#) with CCT at Mineral Wells. We will run our part of the event on **Saturday, April 18<sup>th</sup>** and CCT will host their event on Sunday, April 19<sup>th</sup>.
- **June 13<sup>th</sup>** we will host the [4<sup>th</sup> Annual Corvette Scramble](#) at Fat Daddy's in Mansfield. This is a fun event for any member of the club because there's something for everyone to participate in. It starts with a Car Show, followed by a Funkhana, then a Chance & Gimmick Rallye which are run simultaneously.
- **September 19<sup>th</sup> & 20<sup>th</sup>**, we will host our [19th annual Super Speedway Weekend](#) at *Texas Motor Speedway*. This is Cowtown's big event for the year where we host a twelve autocross event where we typically have participants from numerous other states; and other regions. This event starts on Friday afternoon with setup, with autocrossing on Saturday & Sunday along with a catered dinner & awards on Saturday night at the host hotel.

You can visit any of the links embedded here in this article or on our club website to see event photos from previous years. We look forward to your assistance to enable Cowtown to host these events to be the best in the region – ***we need you!***

**AUTOCROSS IT LIKE YOU STOLE IT!**

*Doug McMahan & Donald Hickman*  
2015 NCCC Event Coordinator & Co-Coordinator



## SW Region Clubs

**BRAZOS RIVER CORVETTE CLUB (BRCC)**  
Granbury, TX • SW-540

◆

**CEN-TEX CORVETTE CLUB (CTCC)**  
Waco, TX • SW-200

◆

**CORVETTE CLUB OF OKLAHOMA CITY (CCOC)**  
Oklahoma City, OK • SW-468

◆

**CORVETTE CLUB OF TEXAS (CCT)**  
Dallas, TX • SW-074

◆

**CORVETTE OWNERS ASSOCIATION OF SOUTH TEXAS (COAST)**  
San Antonio, TX • SW-143

◆

**COWTOWN VETTES (CTV)**  
Fort Worth, TX • SW-055

◆

**EAST TEXAS CORVETTE CLUB (ETCC)**  
Lufkin, TX • SW-577

◆

**LONGHORN CORVETTE CLUB (LCC)**  
Austin, TX • SW-207

◆

**MID-COAST CORVETTE CLUB (MCCC)**  
Lake Jackson, TX • SW-170

◆

**NORTH TEXAS VETTES (NTV)**  
Fort Worth, TX • SW-555

◆

**OKLAHOMA CITY CORVETTE CLUB (OCCC)**  
Oklahoma City, OK • SW-131

◆

**SAN JACINTO CORVETTE CLUB (SJCC)**  
Houston, TX • SW-063

◆

**SUN CITIES CORVETTE CLUB (SCCC)**  
Albuquerque, NM • SW-085

◆

**TEXAS COMPETITION CORVETTE CLUB (TCCC)**  
McGregor, TX • SW-569

◆

**TEXAS CORVETTE MOTORSPORTS CLUB (TCMC)**  
Houston, TX • SW-568

◆

**TEJAS VETTES (TV)**  
Plano, TX • SW-163

◆

**TEXAS OUTLAWS CORVETTE CLUB (TOCC)**  
Graham, TX • SW-198

◆

**TIN HALL TOYS (THT)**  
Santa Fe, TX • SW-392

◆

**TULSA VETTE SET (TVS)**  
Tulsa, OK • SW-248

## 2015 SANTIONED COMPETITION SCHEDULE

DATE	LOCATION	EVENT	CLUB
3/1	Your Club	<a href="#">Nat'l Newsletter Contest - 1st Issue DUE</a>	Nat'l
3/7	DFW TBD?	<a href="#">SWR Awards Banquet</a> , hosted by <a href="#">SWR Officers</a> Banquet Registration Deadline: <b>2/23</b> (postmarked) Location: <b>Mattito Tex-Mex</b> , Frisco, TX <b>Comfort Suites</b> Room Cost: \$109 + tax Deadline <b>2/27/15</b> (block will be released)	SWR
3/8	Frisco, TX	<b>SWR GOVERNOR'S MEETING - 9.00am at Comfort Suites</b>	SWR
3/14	DFW	Practice Autocross - non-sanctioned events	ETCC
3/20	Your Club	<a href="#">Nat'l Newsletter Contest - 1st Issue is Due</a>	Nat'l
3/21-22	Waco, TX <i>loc'n pending</i>	<b>1st CHOICE - SWR Fundraiser</b> - 10 LS Autocrosses	ETCC & CTCC
3/29	Bryan / College Station, TX	<a href="#">1st CHOICE - 3 High-Speed Time Trials (max per driver) run in conjunction with Track Guys at Texas World Speedway</a>	CMCT
4/11-12	Waco, TX <i>loc'n pending</i>	<b>1st CHOICE - 7 LS Autocrosses</b>	CTCC
		<b>1st CHOICE - 7 LS Autocrosses</b>	MCCC
4/18-19	<a href="#">Mineral Wells, TX</a>	<b>1st CHOICE - 7 LS Autocrosses</b> <b>1st CHOICE - 7 LS Autocrosses</b>	CTV / CCT(BRCC)
4/24-25	St Louis, MO	<a href="#">NATIONAL MEETINGS</a>	Nat'l
5/2-3? <i>pending</i>	TBD	<b>1st CHOICE - ? LS Autocrosses</b>	LCC
5/8,9-10	<a href="#">Hallett, OK</a>	<a href="#">Driving School / Track Day (non-sanctioned) Friday the 8th</a> <a href="#">Lapping Sessions available</a> <b>1st CHOICE - 7 High-Speed Events</b> <b>1st CHOICE - 7 High-Speed Events</b>	SWR / THT
5/23-24	OKC, OK Noble, OK	<b>1st CHOICE - 7 Autocross Events</b> <a href="#">1st CHOICE - Drags @ Thunder Valley in Noble, OK</a>	OCCC
6/1	Your Club	<a href="#">Nat'l Newsletter Contest - Final Issue DUE</a>	Nat'l
6/13	Mansfield, TX	<a href="#">1st CHOICE - Spring Scramble, Car Show, Funkhana &amp; 2 Rallies</a>	CTV (BRCC / CCT)
6/13	TBD	<b>SWR GOVERNOR'S MEETING - 7 PM @ TBD</b>	SWR
6/14	Ft Worth, TX	<b>1st CHOICE - 7 LS Autocrosses</b>	TOCC
6/27-28	OKC, OK Sheriff's Facility	<b>1st CHOICE - 7 LS Autocrosses</b> <b>1st CHOICE - 7 LS Autocrosses</b>	TVS SCCC
7/1	Your Club	<a href="#">Nat'l Club Website Contest - Step 1 Deadline</a>	Nat'l
7/1-8/1	Your Club	<a href="#">Nat'l Club Website Contest -Judging takes place</a>	Nat'l
8/15	Cresson, TX	<b>1st CHOICE - 7 LS Autocrosses at Motorsports Ranch - 1.3 Mile Lower Track</b>	TCCC
8/22-27	Lake Harmony, PA	<a href="#">NATIONAL CONVENTION 2015 &amp; NATIONAL MEETINGS</a>	Nat'l
8/27	Lake Harmony, PA	Newsletter & Website Contest Winners Announced	Nat'l
9/11-12	St Louis, MO	<a href="#">NATIONAL MEETINGS</a>	Nat'l

Complete schedule and flyers for these events can be found at  
[Southwest Region Schedule](#)

## NATIONAL CORVETTE MUSEUM AMBASSADOR



Allow me to introduce myself to those of you who may not have met me yet. I am James Blase, the new National Corvette Museum Ambassador from Cowtown Vettes. After many years as Ambassador, Kim West has passed the torch on to me. Thanks, Kim, for all your years of service to the members of Cowtown Vettes and the National Corvette Museum. The museum is located in Bowling Green, KY near 1-65 exit 28. It's open every day except Easter, Thanksgiving, Christmas Eve, Christmas Day and New Year's Day from 8am to 5pm. Admission prices are \$10 for adults, \$8 for seniors, \$5 for youths 6-16 and Free under 6 years old. Active Military and up to 10 of their guests are also free. In addition, as members of Cowtown Vettes, you can get a free admission ticket. The museum gives us 6 free tickets per year; so call or email me if you're going to Bowling Green. They have various events each year as well as ongoing programs such as Museum Delivery of your new Corvette. They also hold raffles throughout the year, and you may be next to win a brand new Corvette; so take a chance! You can also take a tour of the GM Corvette Assembly Plant or even a VIP tour for a bit more money. I didn't have time for an Assembly Plant tour last year, so that is definitely

on my wish list. Of course, a tour of NCM itself is well worth the trip to Bowling Green to see the fascinating history of the car we all love so much. Just the website is quite informative and entertaining; in addition to all the Corvette info available you can click on one of the Live Webcams to see various views around the museum, including the new Motorsports Park. The Park was opened last year on 184 acres showcasing the 3.2 mile, 24 corner road course. The NCM website is [www.corvettemuseum.org](http://www.corvettemuseum.org). If you are not already a member of the NCM, one year dues cost \$50 or if you are 65 or older it's only \$500 for 20 years! There are various benefits to membership including free admission, a subscription to "America's Sports Car" magazine, 10% discount at the museum store, a nifty membership pin, and other benefits' including the knowledge that you are helping to support the preservation and educational efforts that keep "our" car alive. I will highlight more of the museums activities in greater detail in future articles. Any questions or comments you have are always welcome. If you see me on the road in my 1995 Bright Aqua Metallic or 2013 Night Race Blue Metallic Corvette; make sure to wave. Corvette people sure are a friendly bunch!

*James Blase*  
NCM Ambassador  
[jamespblase@yahoo.com](mailto:jamespblase@yahoo.com)  
817-400-3123

## GOVERNOR'S THOUGHTS



As winter goes, this one has not been too bad (*at the time of writing - Ed.*), cold but not icy like most Texas winters. We think about all our northeastern friends and smile that we live in Texas! Spring is just around the corner, which means corvette weather. A good opportunity to get out in your Corvette is practice autocross on **March. 14th**. You can just drive out and visit with other members or you can take your car out on the track, just you and your car running against the clock to see what both are capable of. It is always a good time. We have Mineral Wells reserved but are still looking for a place more local. Keep an eye on the website calendar for details. Places are getting harder and more expensive to autocross. Unfortunately it was learned on Thursday February 12, 2015, the **CenTex Corvette Club** has lost all access to the Texas State Technical College which they have used for years. This impacts the schedule for events. There were 4 or 5 autocross events scheduled at TSTC. They are searching for a new location, just as we are always looking. Anyone that sees or knows of a location, please let me know. The **Southwest Regional Awards Banquet** is **March 7th**. In Frisco, TX. The flyer is on the website [www.nccswregion.org](http://www.nccswregion.org)

It looks to be lots of fun with a pre-banquet pole position challenge before the meal and awards at the restaurant. Rooms are available at the **Comfort Inn**, where there will be a governor's meeting on Sunday morning. You are always welcome to come see how the region conducts business.

The **Southwest Region and National Scholarship Programs** are taking applications for 2015 now. You can find requirements and forms which are on the **NCCC SWR & Nat'l** websites - both are linked off [www.cowtownvettes.org](http://www.cowtownvettes.org)

Convention registration has been underway since Feb. 1, 2015. This convention is in **Pocono Mountains in Pennsylvania** put on by the East Region. Check out all the activities planned and to sign up, see the convention page off the national website [www.corvettesnccc.org](http://www.corvettesnccc.org)

**SAVE THE WAVE!**

*Glenda McMahan*  
2015NCCC Governor  
[glenda-gm@att.net](mailto:glenda-gm@att.net)



## COWTOWN VETTES CARS & PARTS



FIND NEW ROADS



711 SW Loop 820  
Fort Worth, Tx 76134  
817-293-5811  
800-256-9743

Several to choose from  
In stock and ready for delivery!  
Contact Don Wells for pricing.



Don Wells  
Club Representative  
817-568-4856  
dfw73vette@att.net



Genuine GM Parts



Ernesto Canchola  
Parts Advisor  
817-568-4817



### Certified Service

Corvette Mobil 1 oil change  
\$15 off total oil change\*



Juan Munoz  
Service Advisor  
817-568-4838



#### Club Discounts\*

Service Labor Hours: 10% discount  
Parts Department Discount: Wholesale cost + 25%  
New Vehicle Purchase: Employee Pricing\*  
Preowned Purchase: Priced by General Manager

\*Special vehicles may be excluded. Discounts do not apply to advertised offers. Cannot be combined with other coupons. Please show NCCC membership for discounts.\*

## COWTOWN VETTES MARKETPLACE



"I can get you Corvette parts  
from a major Corvette parts  
supplier for 10% off and  
free shipping."

James West

Mid America Chairperson  
jnk69vette@sbcglobal.net • 817-249-2855



MARK of EXCELLENCE  
AWARD WINNER

DON F. WELLS  
Internet Sales Specialist  
Phone (817) 293-5811  
Fax (817) 568-4866  
Direct Line (817) 568-4856  
Direct Fax (817) 568-4858  
Cellular (817) 706-9660

BRUCE LOWRIE  
CHEVROLET, INC.  
711 SW LOOP 820  
FORT WORTH, TX 76134

### WHO DOES WHAT

#### ♦ AUTOMOTIVE SALES ♦

DON WELLS • 817-706-9660  
**BRUCE LOWRIE CHEVROLET**  
donwells@brucelowrie.com  
Internet Manager

#### ♦ DIGITAL ART & PHOTOGRAPHY ♦

DOUG McMAHAN • 817-473-3837  
**MAC'S DIGITAL ART & PHOTOGRAPHY**  
www.macs.douglasmcmahan.com  
General Photography, Custom Collages,  
Digital Artwork, Posters, etc.

#### ♦ ENTERTAINMENT ♦

CRAIG MURPHY • 817-228-6595  
**CRAIG'S KARAOKE & DJ CONNECTION**  
cramrp@sbcglobal.net  
DJ for All Your Party Entertainment Needs

#### ♦ HOME DESIGN AND PLANNING ♦

BILL BUEHLER • 817-45PLANS  
**PROFESSIONAL DESIGN**  
www.45plans.com  
Residential & Commercial: Design, Planning –  
Stock, Custom & Remodel

Current club members enjoy a FREE  
"Who Does What"  
listing. Listings renew each December.  
Contact the Editor for more info.



CTV Logo  
Merchandise

Hello everyone. Welcome to the Logo Merchandise store. There are lots of great things for sale with the Cowtown logo on them. Here's just a sampling of some of the things we have for sale:

Caps.....	\$ 7.50
Visors.....	\$ 7.50
Sweatshirts..... (2XL and up slightly higher)	\$20.00
Long Sleeve T-shirts..... (2XL and up slightly higher)	\$15.00
Short Sleeve T-shirts.....	\$13.00
Men's & Women's Long Sleeve Denim Shirts.....	\$25.00
Polo shirts. All different styles..... (Please note that on all shirt orders, 2XL and up sizes are slightly higher)	\$25.00

If you want your name added to your shirt,  
it's only \$3 more!

Or if you want a Cowtown logo or a certain year  
Corvette on one of your own shirts it's only \$5!

Name tags.....\$ 12.00  
We also have stickers, patches, koozies, and tumblers (only  
two of these left!)

So stop by the Logo table before and after the meeting to place  
your order. You'll get your order by the next meeting.

Thanks!

Karen Watson

Logo Merchandise Chairperson  
rickandkaren@mindspring.com  
817-232-3871





ALL CORRESPONDENCE SHOULD BE SENT TO:

**COWTOWN VETTES**

P.O. Box 1974

Fort Worth, Texas 76101



**August 22 - August 27, 2015**

**<http://www.corvettesnccc.org/Convention2015.html>**



**DO YOU HAVE A NEW ADDRESS, PHONE NUMBER OR EMAIL ADDRESS? HAVE YOU SOLD YOUR CORVETTE OR BOUGHT A NEW ONE?**  
If so, let Membership know so we can update your address on the various email lists. You can send any updates to Membership at: [ctv-membership@yahoogroups.com](mailto:ctv-membership@yahoogroups.com).

## **FOR SALE - 1996 LT-4 Coupe. 6-speed. 94k miles**



**\$8500.00**

### **1996 LT-4 Coupe. 6-speed. 94k miles.**

- Cold air. Pretty good paint. GS 17" rims - 9 1/2 and 11" width. Z51 springs. Rear wheel bearings replaced.
- All fluids (trans and rear end) changed in the past 18 months.
- Stock inside and out except as noted. New inspection sticker. Bose stereo.
- Motor has been dyno-tuned. Cooling fans re-set to come on at 180.
- Roll bar. 5 point harnesses - driver and passenger.
- Suspension has been sorted and setup for auto-cross/track days.
- Car has been used at track days with no problems except for driver-initiated ones. Good handling, dependable car.
- Car was previous 1G Drag Record holder at 13.18, until record retired and reset. Car runs Group ISG NCCC speed events.
- Has also been driven to Eureka Springs meet several times - 800+ miles (r/t), 75+mph, 28mpg.
- Car has minor problems, but is a nice handling, fast, competitive NCCC Group I car.

Walt Zschirnt  
[wzschirnt@yahoo.com](mailto:wzschirnt@yahoo.com)  
(682) 365-8530

Buy the car, put tires on it, enter our September event and win.

The *Cowtown Low-Down* is published monthly for the members of Cowtown Vettes, and printed by LaserCopy Digital Production, Grand Prairie, Texas.  
**All rights are reserved. All unauthorized reproduction of artwork, photos or articles, in whole or any part thereof, is prohibited. All unauthorized use violates state and federal laws.**